



SKULL-OCCLUSION-POSTURAL MULTIFUNCTIONAL HARMONIZERS






## INDICATIONS FOR USE

Amcosp Indicazioni d'uso v2\_01-2019\_EN

MICERIUM S.p.A.  
16036 Avegno (Ge) - Via G. Marconi, 83  
Tel.+39 0185 7887 880  
hfo@micerium.it





## AMCOP DESCRIPTION

The development of Elastodontic Therapy is considered a very important step in the field of preventive orthodontics, since it can solve orthodontic and postural problems quickly and easily. It is possible to change most of these cases into ideal occlusions from a functional, aesthetic and postural point of view, without resorting to additional orthodontic treatments. The AMCOP elastodontic device consists of an external shield and a lingual shield that leave a free central area in which the teeth are positioned without being forced or restricted. These double shields simulate the correct arch ratios, both with expansive and contraction effects; it is also possible to obtain a progression or retrusion effect depending on the malocclusion. The appliances have characteristics that distinguish them from all the others:

- concavity at the canines to avoid interferences;
- high shields for muscular and skeletal stimulation;
- lingual guide ramp on the palate;
- button for the correct positioning of the tongue on the palate;
- absence of indentation for a specifically orthopedic action of the jaws.

### AMCOP IS CHARACTERISED BY:

- a functional and skeletal and therefore dental action;
- the presence of functional shields that guarantee a continuous control of lips and tongue allowing a continuous fixing;
- the possibility of being modified during therapy thanks to a special material mixture that allows modifications with heat;
- the possibility to treat both skeletal and dental malocclusions;
- the possibility of creating an operational sequence that includes the devices evolution;
- a skeletal, dental and postural action;
- a re-education of the tongue function;
- obtaining results in bruxist and dysfunctional patients;
- a high therapy rate.

## OPERATIONAL ARRANGEMENTS

Through the use of AMCOP devices, depending on the elasticity of the material, it is possible to operate in a three-dimensional way within a three-dimensional reality such as the oral cavity. This differentiates them from standard devices which work in two dimensions due to an occlusal relationship altered by the presence of plaques or splints that make the therapy less biological, preventing in fact the achievement of intercuspation during the therapy itself.

### HOW TO USE AMCOP

#### The AMCOP device should be worn:

one hour per day and every night for the first few months, after which (depending on the case) it should be only used at nighttime. After each use, wash it with cold or lukewarm water, brush it without toothpaste and place it inside a container filled with water (and disinfectant tablets or mouthwash with natural essences).

It is advisable to rinse the device under lukewarm running water to loosen the fibers.

The duration of the therapy depends on the degree of the existing malocclusion. In very young children, the duration is about 9 months; for the older ones it is 16/18 months, but everything clearly depends on the collaboration of the patient.

#### The initial difficulties will be:

- possibility of losing the appliance the first nights;
- increase in salivation;
- pain at the front teeth for a few days;
- encumbrance feeling.