

ZIRCO SHINY

ABRASIVES AND DIAMOND POLISHERS FOR ZIRCONIA - CERAMIC & COMPOSITE

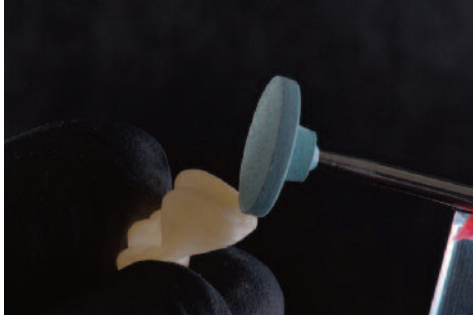
Use the green diamond grinder for finishing the zirconia appliances. After finishing, you can start the pre-polishing with the white silicon rubber. Then, polish with the pink diamond silicon and high-polish with the grey diamond silicon. The green diamond grinder is available in taper end and wheel shape. The silicon rubbers are available in wheel and knife

edge shape in each colour/grain.

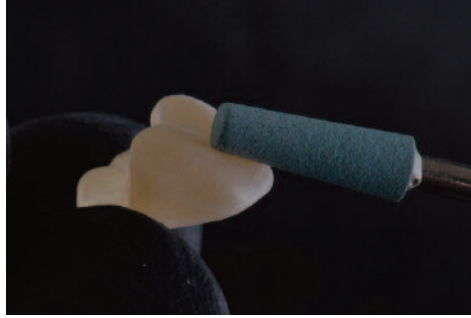
Zirco Shiny Z is used for high-polishing of zirconia appliances. Impregnate the brush included in the package with the diamond paste and proceed with the polishing. Note: all the products for zirconia can be use also for ceramic. In this case they are more long lasting.

ZIRCO SHINY POLISHING • STEP BY STEP

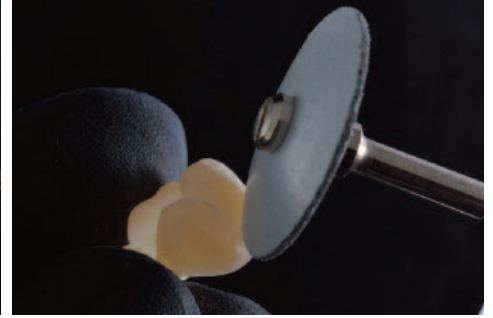
BY MDT DANIELE RONDONI



Green grinder wheel ZRG01



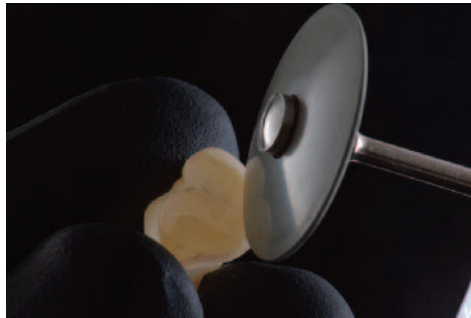
Green grinder taper end ZRG02



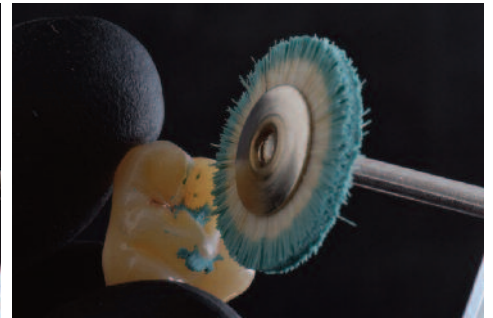
White silicone knife edge D7510



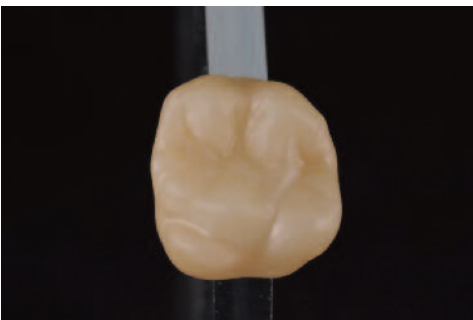
Pink diamond silicone knife edge ZR013



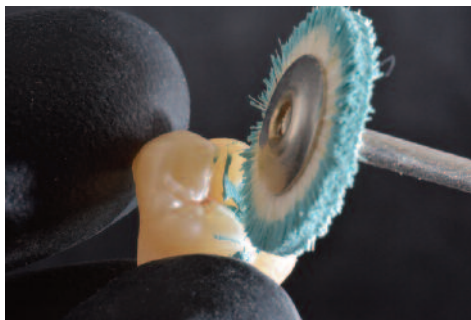
Grey diamond silicone knife edge ZR024



HP brush for Zirco Shiny Z paste ZRSHP



Before



After

PRODUCTS

REF ZR1000

FINISHING AND POLISHING
KIT FOR CERAMIC AND ZIRCONIA:

- Green grinder taper end ZRG02
- Green grinder wheel ZRG01
- White silicone wheel D7504
- White silicone knife edge D7510
- Pink diamond silicone wheel ZR014
- Pink diamond silicone knife edge ZR013
- Grey diamond silicone wheel ZR025
- Grey diamond silicone knife edge ZR024



REF ZRZ20

ZIRCO SHINY Z PASTE
FOR CERAMIC/ZIRCONIA 20 g.



SCHÜTZ DENTAL
Micerium Group

Micerium S.p.A.
Via G. Marconi, 83
16036 Avegno (GE) • Tel. (+39)
0185 7887 880 • Fax (+39) 0185
7887 970 • www.micerium.com
hfo@micerium.it

M
GRUPPO
MICERIUM